



3171

1

4000

2

3

4

5

(1) A4

3

2.5

2

26

(2)

0.5

1

1

0.25

0.25

0.25

0.25

(3)

1.5

(4)

0.5

0.25

(5)

24

6

刘曾宇

2020.4.26

柴中奎

2020.4.28

	1
()	1
()	1
	1
()	1
()	2
1.	2
2.	3
3.	4
4.	5
	5
()	5
1.	5
2. ASP.NET	HTML	5
3.	6
()	8
1.	8
2.	8
3.	8
4.	9
(

()

21

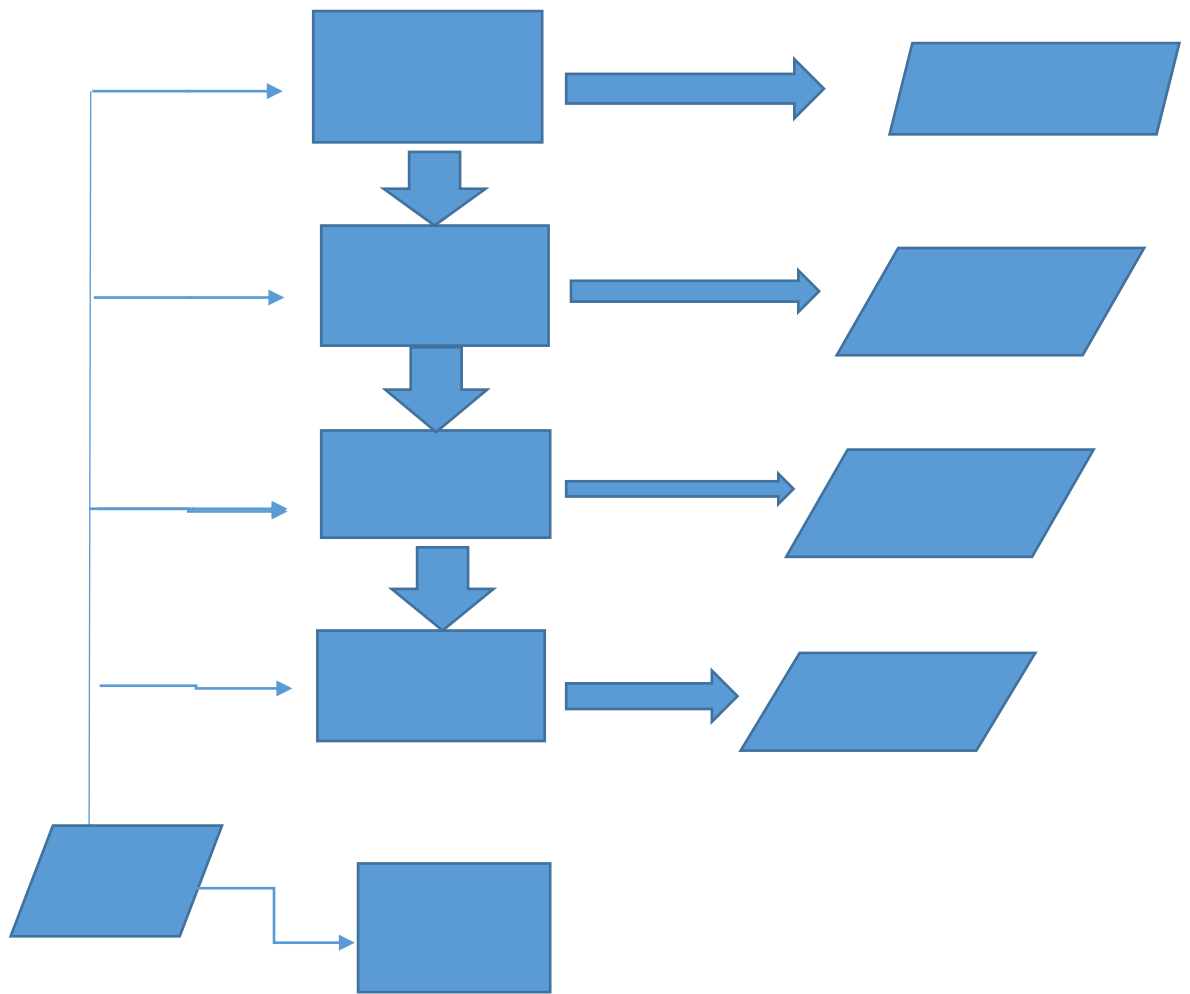
()

ASP.NET

SQL

server

()



1

()

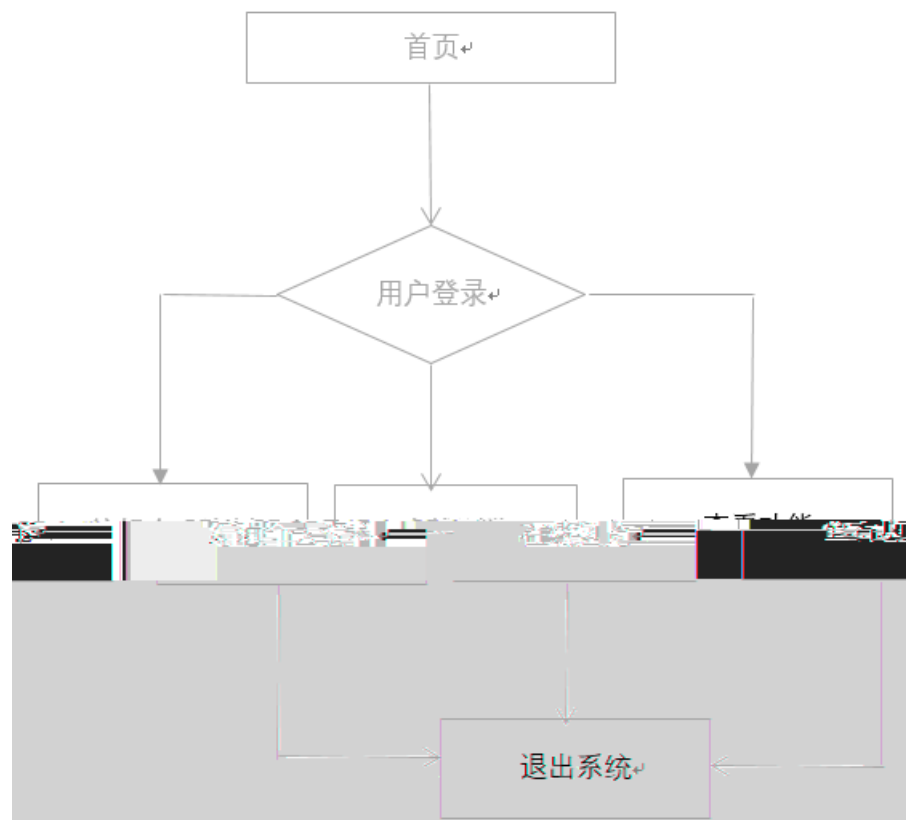
1.

1

2

3

2



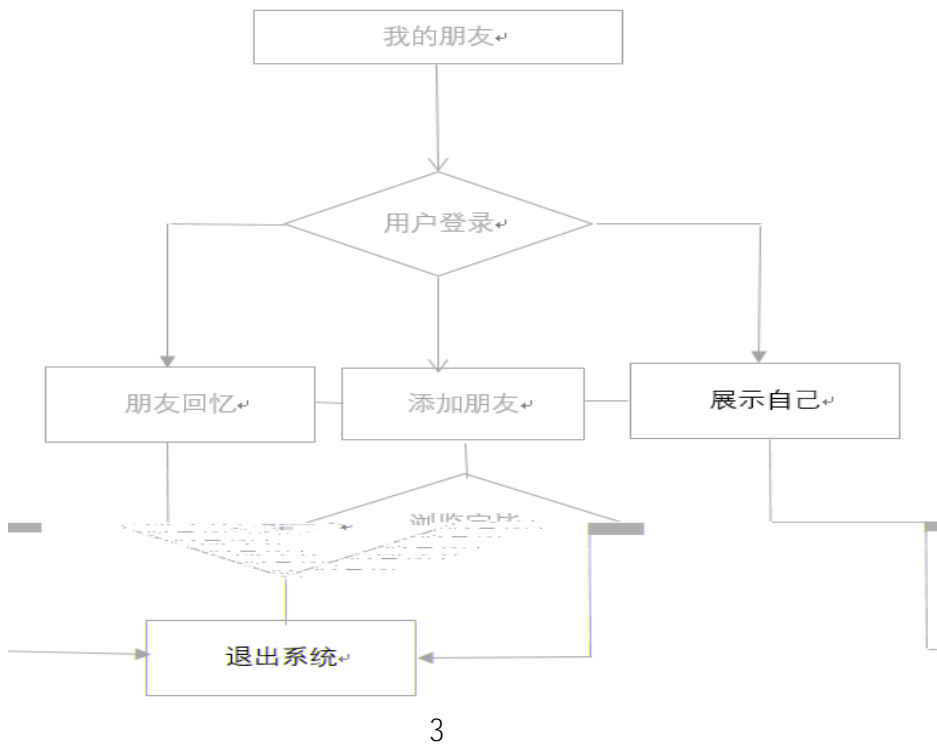
2

2.

1

2

3

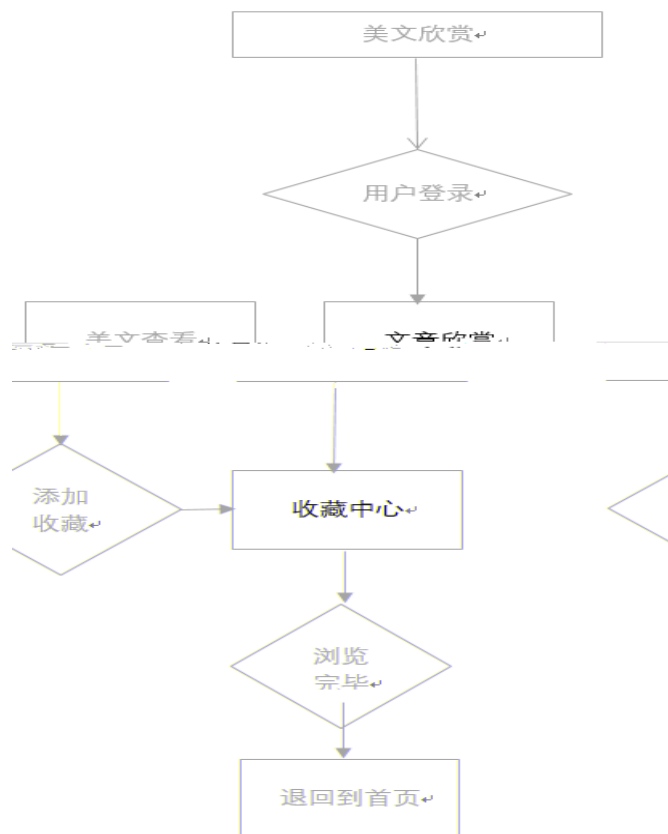


3.

1

2

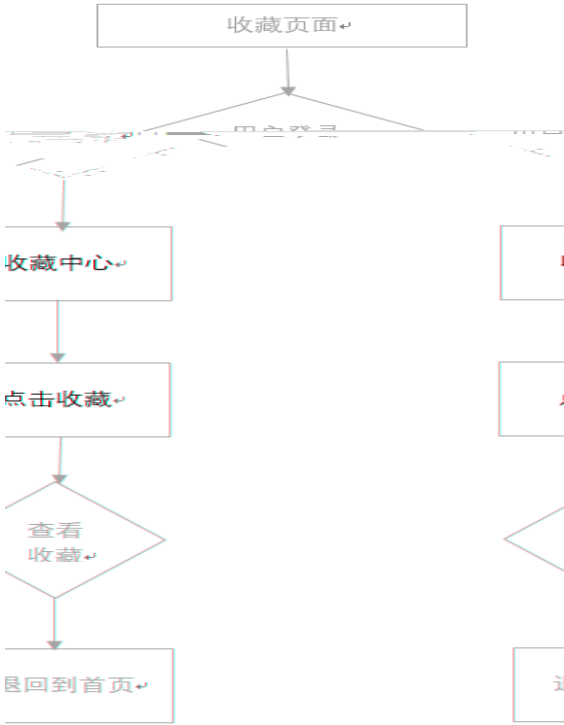
4



4.

1

5



5

()

1.

" "

2. ASP.NET HTML

HTML

```
<html >

<head><ti tle>...      </ti tle>

</head>

<body>

...

<body>

</html >

        ti tle    /ti tle

        j ava-scri pt          body    /body
```

3.

```
<ti tle>          </ti tle>

<styl e type="test/css">

<!

. a2{

font-fami ly: "          ";

font-si ze  19px;

col or: #F00;

}
```

```

.a2

{

text-align: center;

}

-->

</style>

</head>

<body>

<table width="300"border="2">

<tr>

<td height="90">&nbsp; </td>

</tr>

<tr>

<td height="50"><p class="a2">

<marquee direction="up"scroll delay="230"                ></marquee></p>

<p class="a2">

<p class="a2"><a href="dongle.html "target="mainFrame">

> </a></p>

<p class="a2"><a href="shoes.html "target="mainFrame">                >

</a></p>

<p class="a2"><a href="quzhong.html "target="mainFrame">

</a></p>

<p class="a2"><a href="shengming.html "target="mainFrame">

</a></p>

```

```
<p class="a2"><a href="love.html" target="mainFrame">                </a>
```

```
<p class="a2"><a href="love.html" target="mainFrame">                </a>
```

```
</marquee></p></td>
```

```
</tr>
```

```
<table>
```

```
</body>
```

```
</html>
```

```
(
```

3

3 UserRegister

Username		varchar	40	Not Null
pwd		varchar	30	Not Null

4.

4

4 UserMessage

Username		varchar	20	Not Null
Question		varchar	40	Not Null
Answer		varchar	40	Not Null

()


1.



6

2.

3.



6

4.

5.



7

```
using System.Data.SqlClient;
protected void Page_Load(object sender, EventArgs e);
using System.Data.SqlClient;
protected void Page_Load(object sender, EventArgs e)
{
}
protected void Register_Load(object sender, EventArgs e)
{
    Response.Redirect("zhuce.aspx") //
}

StringstrConn=System
Configuration.ConfigurationManager.StrSettings["abc"];
SqlConnection conn=new SqlConnection(StrConn); //
String userName="";
String Password="";
Username=txtUserName.Text.Trim();
Password=txtPassword.Text.Trim();
String sql;
```

```

Sql command cmd=new Sql command(sql , conn);

Conn. Open();

int abc=(int)cmd. ExecuteScalar();

conn. Close();

if(txtUserName="admin")

{Response. Redirect("name. aspx"); //          admin

}

```

6.

8

```

Public void Page_Load(object sender, EventArgs e);

{
}

Public void btnSubmit(object sender, EventArgs e);

{

String

```



```

strConn=System. Configuration. ConfigurationManager. APPSettings["abc"];

string strConnection conn=new SqlConnection(strConn);

string NAME =txtNAME. Text. Trim();

conn. Open();

Sql Command cmd=new Sql Command(sql , conn);

int a=(int)cmd. ExecuteScalar();

if(a>0

{Response. Write(<"script>alert(\"!\")</script>");    //

return;

}

"Users(UserName, ID, LASTNAME, [PASSWORD], QUESYTION, ANSWER, EMAIL)" +
"values(@USERNAME, @LASTNAME, @SEX, @PASSWORD, @QUESTION, @ANSWER, @EMAIL)";

Cmd. Parameters. Add("@USERNAME", Sql DbType. VarChar). Value=USERNAME;

Cmd. Parameters. Add("@LASTNAME", Sql DbType. VarChar). Value=txtLASTNAME. Text. Trim();

";

Cmd. Parameters. Add("@SEX", Sql DbType. VarChar). Value=lstSEX. SelectedItem. Text. Trim()

Cmd. Parameters. Add("@PASSWORD", Sql DbType. VarChar). Value=txtPASSWORD. Text. Trim();

Cmd. Parameters. Add("@QUESTION", Sql DbType. VarChar). Value=lstQUESTION. SelectedItem. Text. Trim();

Cmd. Parameters. Add("@ANSWER", Sql DbType. VarChar). Value=txtANSWER. Text.

```

```

Trim();

cmd.Parameters.Add("@EMAIL", SqlDbType.VarChar).value=txtEMAIL.Text.Trim();

cmd.ExecuteNonQuery();

conn.Close();

Response.Redirect("name.aspx");

}}

```

7.

The image shows a web form titled "添加留言" (Add Message). It contains the following elements:

- A title field labeled "标题:" (Title:).
- A content field labeled "内容:" (Content:).
- A user field labeled "用户:" (User:).
- Two buttons at the bottom: "确定" (Confirm) and "取消" (Cancel).
- A "Label" is visible in the bottom right corner.

9

```

Public void Page_Load(object sender, EventArgs e);

{

}

```

```

Public void btnCancel(object sender, EventArgs e);

{txtTitle.Text="";

    txtContent.Text="";

    txtAuthor.Text="";}

if(txtTitle.Text==""||txtContent.Text==""||txtAuthor=="");

{Label1.Text="";

    return;

}

String
strConn=System.Configuration.ConfigurationManager.AppSettings["abc"];

string strConnection conn=new SqlConnection(strConn);

    Cmd.Parameters.Add("@biaoti", SqlDbType.VarChar).Value=txtbiaoti.Text;

    Cmd.Parameters.Add("@neirong", SqlDbType.VarChar).Value=txtNeirong.Text;

t;

Cmd.Parameters.Add("@ming", SqlDbType.VarChar).Value= Text;

Conn.Open();

cmd.ExecuteNonQuery();

conn.Close();

Response.Redirect("name.aspx");

}

}

```

ASP.NET

" "

[1]	ASP.NET web [M]	2018. 5
[2]	HTML5, ASP.NET	2016. 12
[3]	SQL SERVER2016	
[4]	. . 2017. 9	
[5]	. 2010. 1	
[6]	html 5+css3+JavaScript	2019. 1